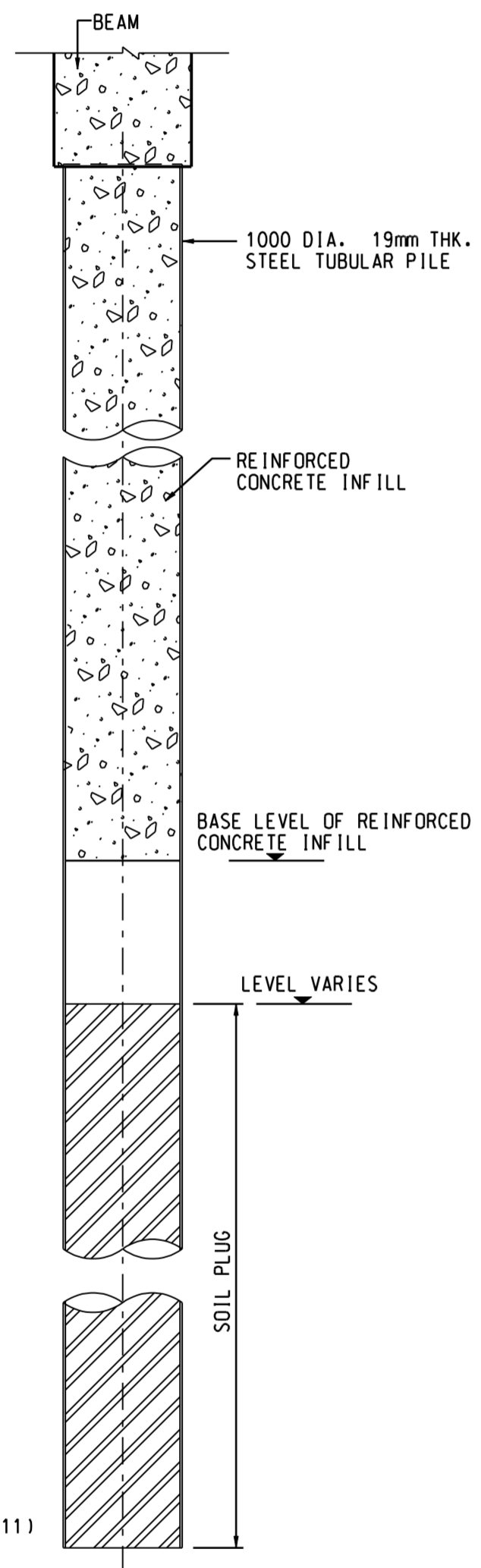
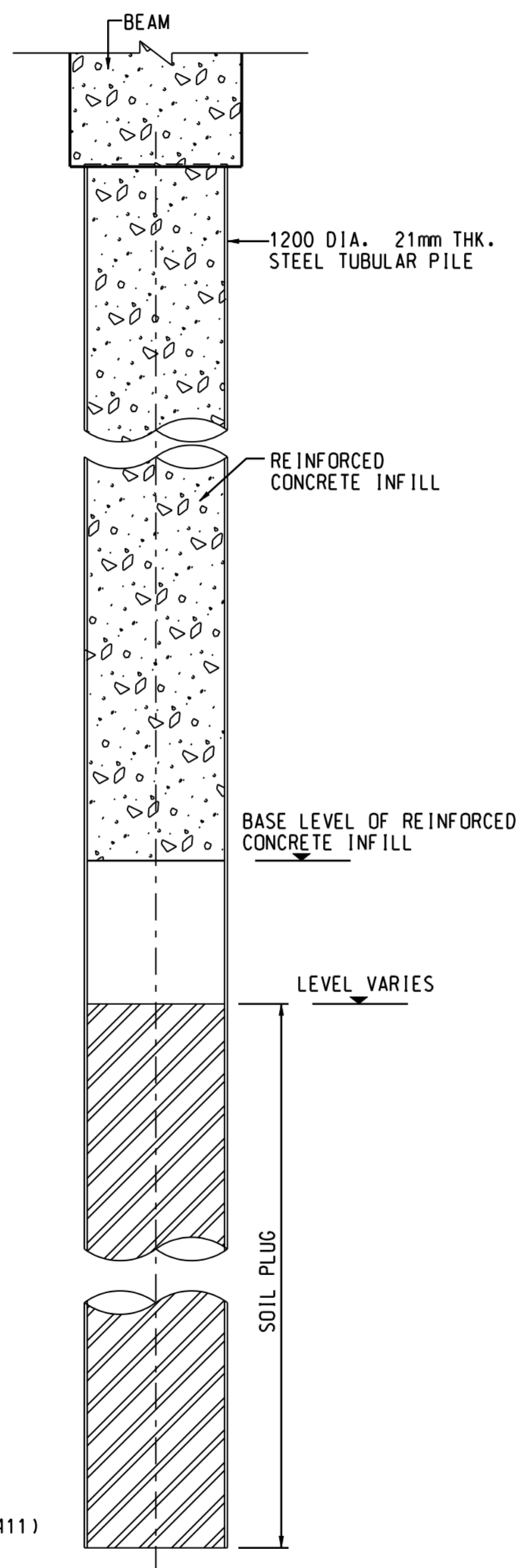


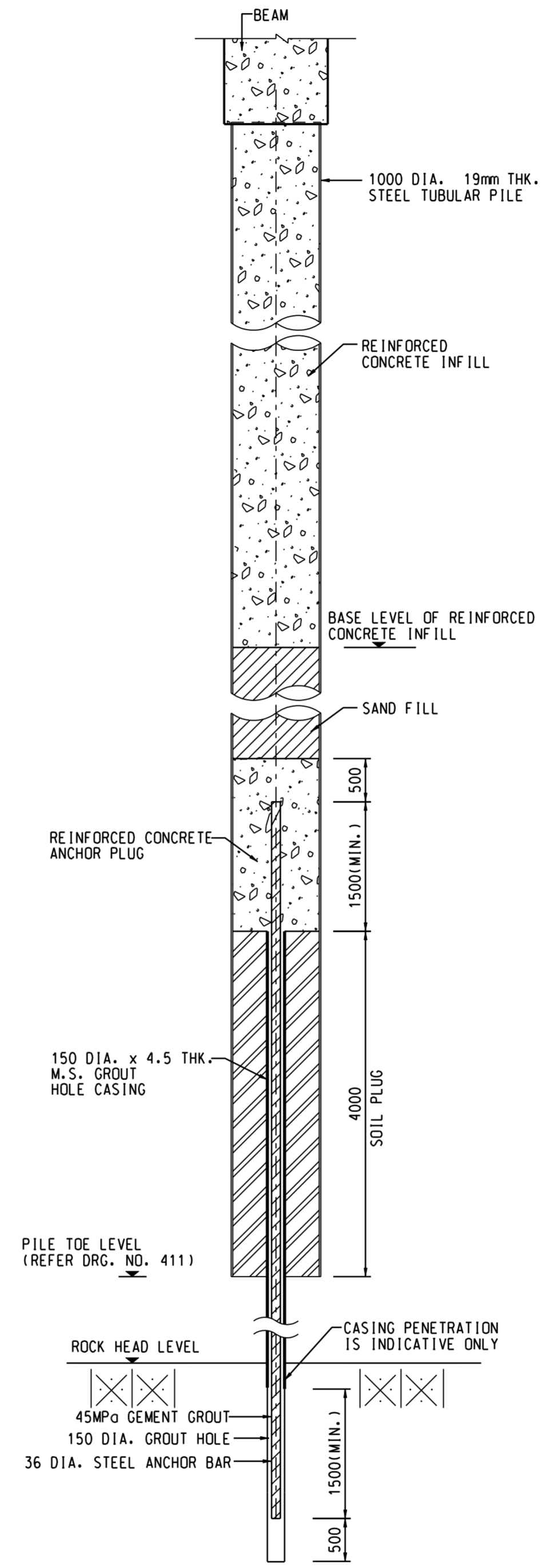
TYPICAL DETAILS OF PILE HEAD CONNECTION TO BEAM  
N.T.S.



ELEVATION OF STEEL TUBULAR PILE WITH REINFORCED CONCRETE INFILL (1000 DIA.)  
PILE TYPE a AND b  
SCALE 1 : 50



ELEVATION OF STEEL TUBULAR PILE WITH REINFORCED CONCRETE INFILL (1200 DIA.)  
PILE TYPE c  
SCALE 1 : 50



ELEVATION OF STEEL TUBULAR PILE WITH REINFORCED CONCRETE INFILL AND ROCK ANCHOR (1000 DIA.)  
PILE TYPE a2  
SCALE 1 : 50

NOTES:

- THIS DRAWING SHALL BE READ IN CONJUNCTION WITH DRG. NO. 411, 412 AND 414.
- FOR GENERAL NOTES, REFER DRG. NO. 401.
- FOR PILE LOCATIONS, REFER DRG. NO. 411 AND 412.
- A MINIMUM OF 4m LONG SOIL PLUG ABOVE THE PILE TOE SHALL BE RETAINED.
- FOR BASE LEVELS OF REINFORCED CONCRETE INFILL REFER TABLE 1 BELOW.
- STEEL TUBULAR PILES (TYPE a, b, c, AND a2) SHALL BE DRIVEN TO SET VALUES AS CALCULATED FOR WORKING LOADS AS DEFINED IN THE PILE LOADING SCHEDULE BASED ON PILE SIZE, GEOLOGICAL CONDITIONS AND PILE DRIVING EQUIPMENT.

TABLE 1

PILE ALONG GRID	BASE LEVEL OF REINFORCED CONCRETE INFILL
A	-22.0mPD
B	-18.0mPD
C	-16.0mPD
D	-12.0mPD

LEGEND:

GRADE III OR BETTER ROCK WITH TOTAL CORE RECOVERY > 85%

REV.	DESCRIPTION	BY	CHKD.	DATE

Civil Engineering and Development Department  
KOWLOON DEVELOPMENT OFFICE



KAI TAK DEVELOPMENT  
ENGINEERING STUDY CUM DESIGN AND  
CONSTRUCTION OF ADVANCE WORKS - INVESTIGATION,  
DESIGN AND CONSTRUCTION

SITE FORMATION CUM MARINE WORKS

EDGE STRUCTURES  
QUAY - TYPICAL  
PILING DETAILS  
SHEET 1 OF 2

MAUNSELL | AECOM  
Maunsell Consultants Asia Ltd.  
茂盛(亞洲)工程顧問有限公司

DRG. NO. 413  
圖紙編號

DESIGNED BY J.L.  
繪圖  
AGREEMENT NO. CE35/2006 (CE)  
合約編號  
P. DIR. APPROVED  
負責人

DRAWN BY T.H.  
繪圖  
STATUS  
階段

SCALE A1 AS SHOWN  
比例  
DIMENSIONS ARE IN MILLIMETRES  
尺寸單位  
© COPYRIGHT RESERVED  
版權所有